
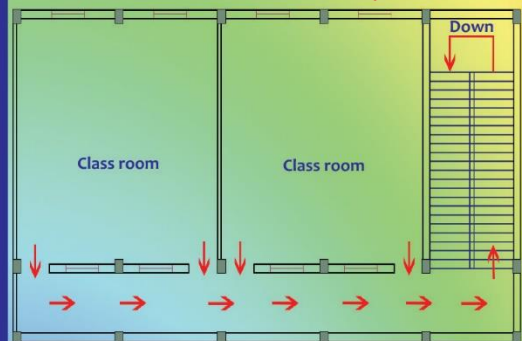
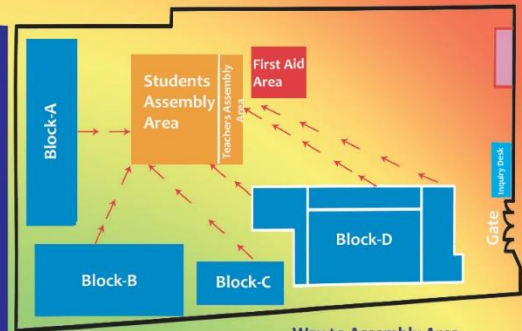


School Earthquake Preparedness

DEVELOPING A SCHOOL EVACUATION PLAN

Steps of Evacuation Plan

1. Form a School Disaster Management Committee, Led by head master and all teachers as members
2. Select at least five students (volunteer) from each class, orient them on first aid, basic search & rescue and fire safety operations
3. Prepare a layout map of the school compound for evacuation routes
4. Identify and locate safe places both at indoors and outdoors
5. Plan the easiest evacuation procedure using the layout map
6. Allocate at least one Sq.m. open space to accommodate 4 to 5 students in assembly area
7. Identify and designate a specific open area for each class as their area of temporary refuge
8. Indicate flow of students to their designated assembly area with arrow marking the evacuation route
9. Define evacuation routes for each class considering the number of students
10. Keep the First Aid kits ready
11. Orient students, teachers and staff about the evacuation plan
12. Practice evacuation drill on regular basis



Government of People's Republic of Bangladesh

Ministry of Disaster Management and Relief

Earthquake Risk Assessment for Developing Contingency Plans, Training Modules and Awareness Materials for Rangpur City Corporation and Tangail, Rangamati and Sunamganj Pourashavas



National Resilience Programme



Sweden Sverige